

# Clinical Performance Instrument (CPI)

## PT/PTA Student User Guide

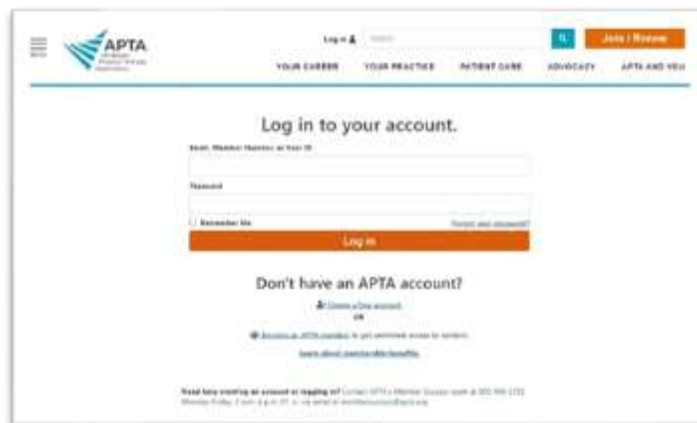
## Login

Go to <https://cpi.apta.org>



Click Login.

Log in to your account using your APTA login credentials.






Agree to the **Terms of Use**.



For login issues: Email [CPI@APTA.com](mailto:CPI@APTA.com) or 703-684-2782.

## Menu Options

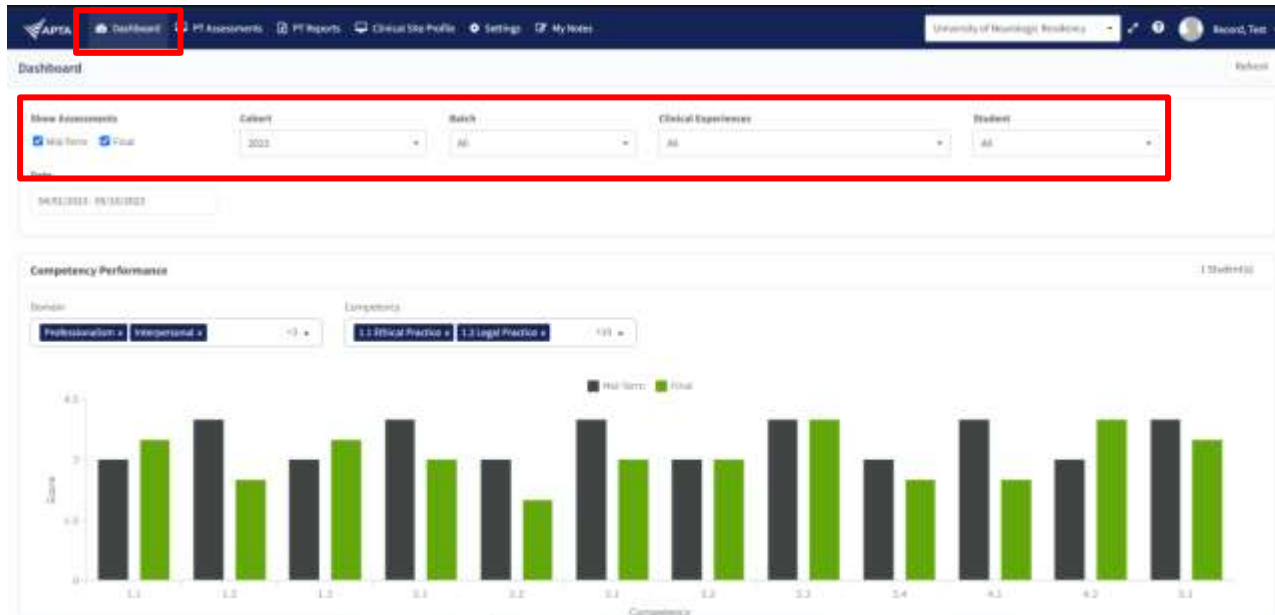


	<p>Click to <b>enter/exit full screen</b>.</p>
	<p>Click to access <b>User Guides</b>.</p>
	<p>Click your <b>User Profile</b> photo to:</p> <ul style="list-style-type: none"> <li>• Update your user profile</li> <li>• Log Out of the system</li> </ul>

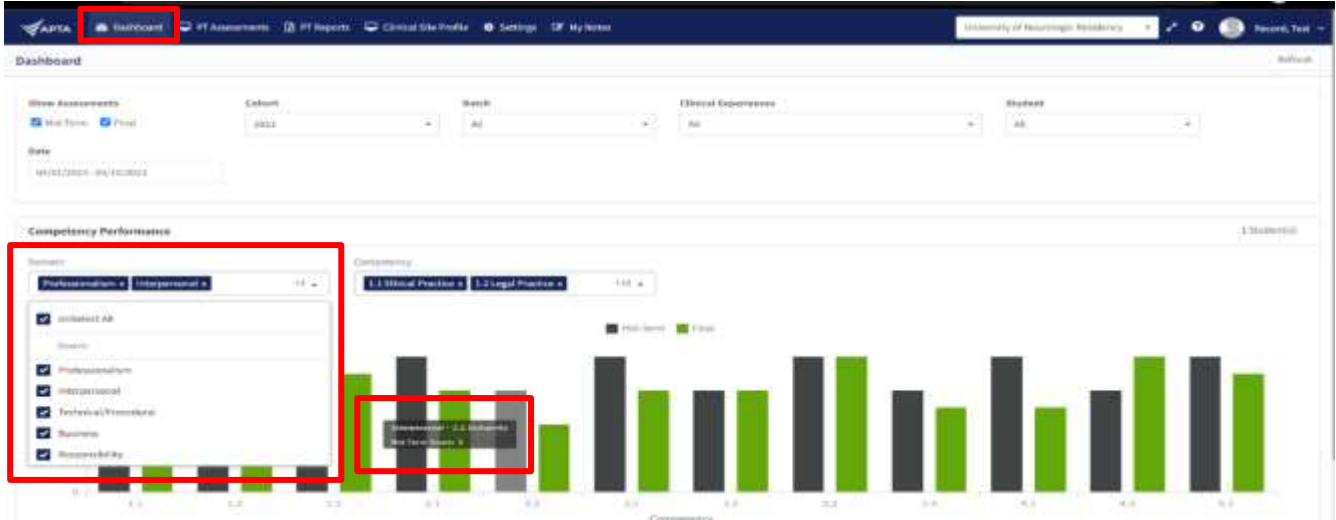
## Dashboard

The Competency.AI dashboard shows a comprehensive and dynamic view of student competency levels.

Use the dashboard filters to sort information. PT/PTA students will only see their own personal information on the student dashboard.



Select specific Domains and Competencies and mouse-over each competency score for additional information.



### PT/PTA Assessment

PT/PTA Assessments are assigned by the DCE. Use PT/PTA Assessments complete or review assessments and track assessment completion progress.

The screenshot shows the 'PT Assessments' section of the APTA dashboard. A red box highlights the 'PT Assessments' menu item in the top navigation bar. Below, a table lists assessment details:

Ethical Experience	Student	cohort / Batch	Due Date	Status	Assigned To	Assessed On	Self Assessment Status	Action
Johns Hopkins University (06/11/2021 - 06/30/2021)	Johnson, William (wjohnson@aptasoft.org)	Summer 2021 / Summer 21	01/14/2021	Not Started			Not Started	Start Self Assessment

### Start, Continue or View Assessments

APTA Rubric evaluations have been created and mapped by APTA administrators. Click the action to **Start** or **Continue** an assessment. If the assessment is complete, click the Action to **View** an assessment

The screenshot shows the 'PT Assessments' section of the APTA dashboard. A red box highlights the 'Start Self Assessment' button in the 'Action' column of the table:

Ethical Experience	Student	cohort / Batch	Due Date	Status	Assigned To	Assessed On	Self Assessment Status	Action
Johns Hopkins University (06/11/2021 - 06/30/2021)	Johnson, William (wjohnson@aptasoft.org)	Summer 2021 / Summer 21	01/14/2021	Not Started			Not Started	Start Self Assessment

Verify the name and evaluation (Midterm vs Final), then complete the rubric by selecting the appropriate response for each criteria.

MidTerm - Johnson, William Pending ← Back Save as Draft Submit

Physical Therapist Clinical Performance Evaluation						
Criteria	Beginning Performance	Advanced Beginner Performance	Intermediate Performance	Advanced Intermediate Performance	Entry-Level Performance	Beyond Entry-Level Performance
<b>Professionalism</b> <b>1.1: Ethical Practice</b>	<ul style="list-style-type: none"> <li>Acknowledges that there are ethical practice standards by which they should abide.</li> <li>Identifies obvious unethical behaviors that</li> </ul> Show More	<ul style="list-style-type: none"> <li>Acknowledges that there are ethical practice standards by which they should abide.</li> <li>Identifies obvious unethical behaviors that</li> </ul> Show More	<ul style="list-style-type: none"> <li>Articulates most of the policies and procedures of their clinical practice setting (e.g., OSHA, HIPAA).</li> <li>Articulates most of the elements of the Code of</li> </ul> Show More	<ul style="list-style-type: none"> <li>Articulates most of the policies and procedures of their clinical practice setting (e.g., OSHA, HIPAA).</li> <li>Articulates most of the elements of the Code of</li> </ul> Show More	<ul style="list-style-type: none"> <li>Abides by the policies and procedures of the clinical practice setting (e.g., OSHA, HIPAA).</li> <li>Adheres to the elements of the Code of Ethics for the Physical</li> </ul> Show More	<ul style="list-style-type: none"> <li>Abides by the policies and procedures of the clinical practice setting (e.g., OSHA, HIPAA).</li> <li>Adheres to the elements of the Code of Ethics for the Physical</li> </ul> Show More
<b>Professionalism</b> <b>1.2: Legal Practice</b>	<ul style="list-style-type: none"> <li>Acknowledges that there are legal and professional practice standards by which they should abide.</li> <li>Identifies obvious</li> </ul>	<ul style="list-style-type: none"> <li>Acknowledges that there are legal and professional practice standards by which they should abide.</li> <li>Identifies obvious</li> </ul>	<ul style="list-style-type: none"> <li>Articulates most of the legal and professional practice standards related to patient/client care, including federal, state, and institutional</li> </ul>	<ul style="list-style-type: none"> <li>Articulates most of the legal and professional practice standards related to patient/client care, including federal, state, and institutional</li> </ul>	<ul style="list-style-type: none"> <li>Practices according to legal and professional standards, including federal, state, and institutional regulations related to patient/client</li> </ul>	<ul style="list-style-type: none"> <li>Practices according to legal and professional standards, including federal, state, and institutional regulations related to patient/client</li> </ul>

Add criteria level comments on **Areas of Strength**, **Areas for Development** and **Remediation Plans** by clicking the comment icon for each criteria. Then **Save**.

Scroll to the end of the rubric to add comments for an Overall Summary.

MidTerm - Johnson, William Pending ← Back Save as Draft Submit

managing patients/clients with non-complex conditions and 100% of the time <a>Show More</a>	managing patients/clients with non-complex conditions and 100% of the time <a>Show More</a>	managing patients/clients with non-complex conditions and 25 - 75% of the time <a>Show More</a>	managing patients/clients with non-complex conditions and 25 - 75% of the time <a>Show More</a>	managing patients/clients with non-complex and complex conditions and <a>Show More</a>	managing patients/clients with non-complex and complex conditions and <a>Show More</a>
--	--	--	--	---	---

**Overall Summary**

Once you click Submit, this PT Assessment and you will not be able to make any further edits. Please review your selections and comments, then click Submit.

### Save your Rubric

**Save As Draft** allows you to save an incomplete rubric without publishing it to other areas in Competency.AI. Rubrics saved as a draft will remain in **pending** status until edits are complete and submitted.

**Submit** Once you click submit the rubric is **complete**. You will not be able to make any edits. Please review your comments and selections carefully, then click **Submit**.

**Back** brings you back to the PT Assessments page. **CHANGES WILL NOT BE SAVED**

University of Neurologic Residency ↗ ? Record, Test ▼

← Back Save as Draft Submit